

Report for CBR - Cloud

Response Counts

Completion Rate:

100%



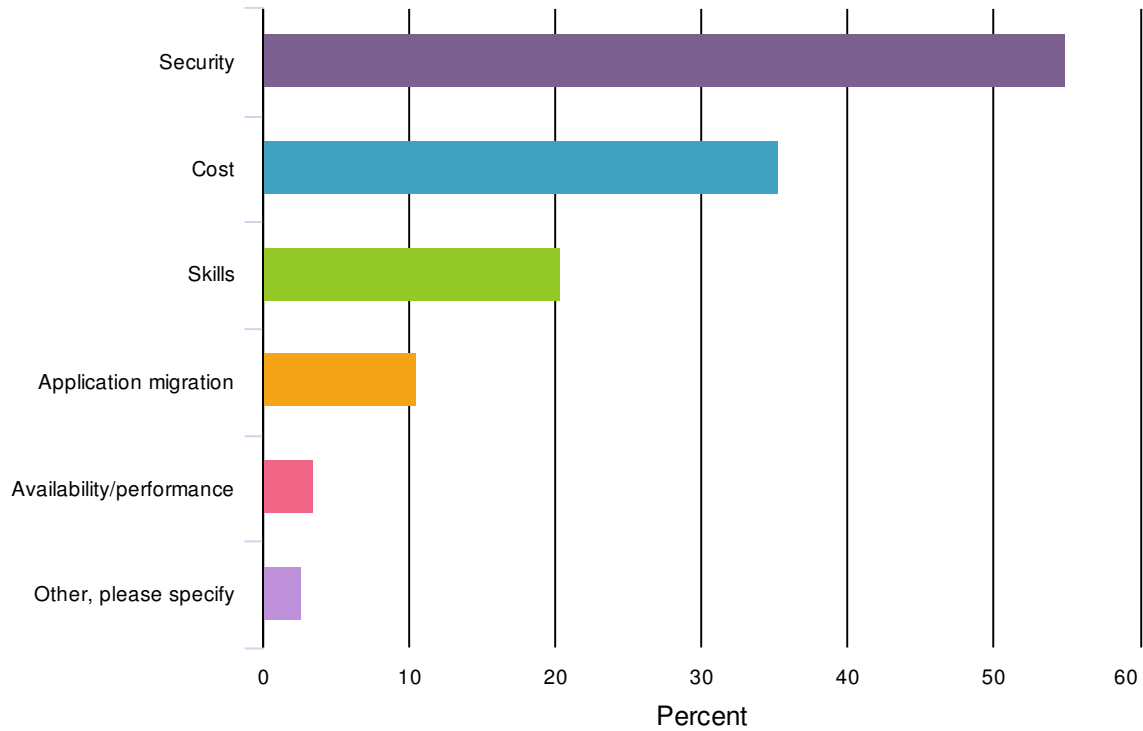
Complete



113

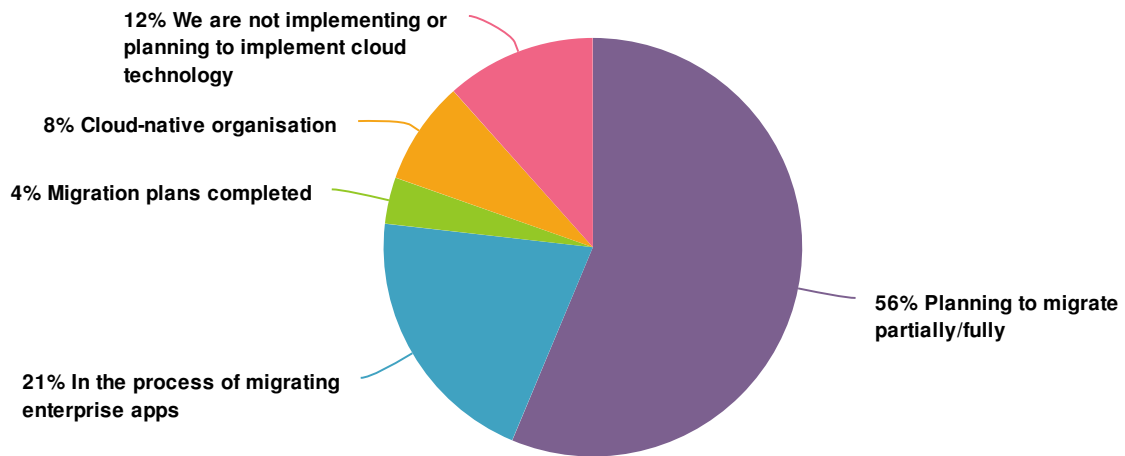
Totals: 113

1. What are you most concerned about with respect to the use of cloud computing within your organisation?



Value	Percent	Responses
Security	54.9%	62
Cost	35.4%	40
Skills	20.4%	23
Application migration	10.6%	12
Availability/performance	3.5%	4
Other, please specify	2.7%	3

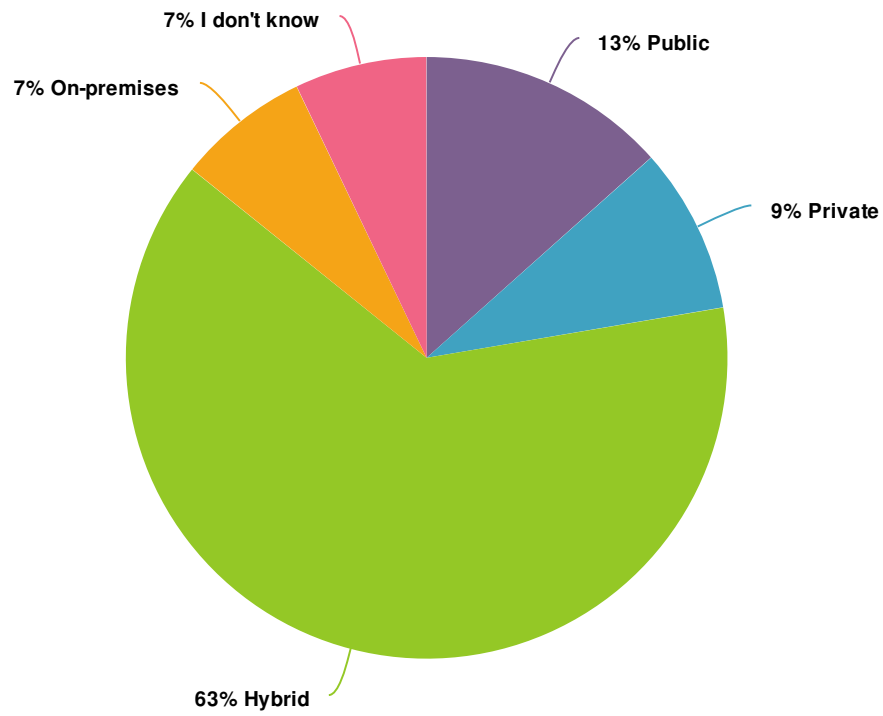
2. Which of the following best describes where your organisation currently is with respect to cloud technology?



Value	Percent	Responses
Planning to migrate partially/fully	56.3%	63
In the process of migrating enterprise apps	20.5%	23
Migration plans completed	3.6%	4
Cloud-native organisation	8.0%	9
We are not implementing or planning to implement cloud technology	11.6%	13

Totals: 112

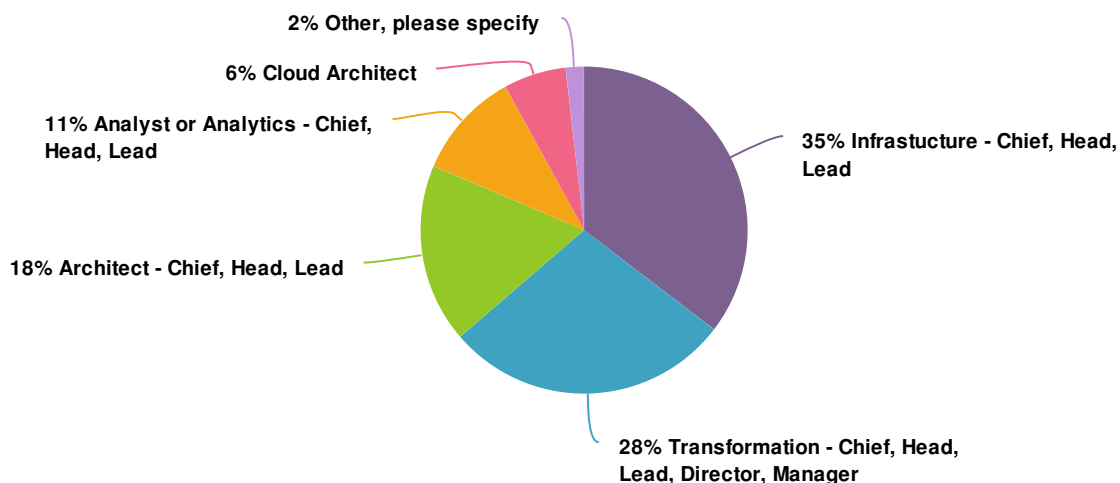
3. Which cloud deployment model is/would be most desirable for your organisation?



Value	Percent	Responses
Public	13.4%	15
Private	8.9%	10
Hybrid	63.4%	71
On-premises	7.1%	8
I don't know	7.1%	8

Totals: 112

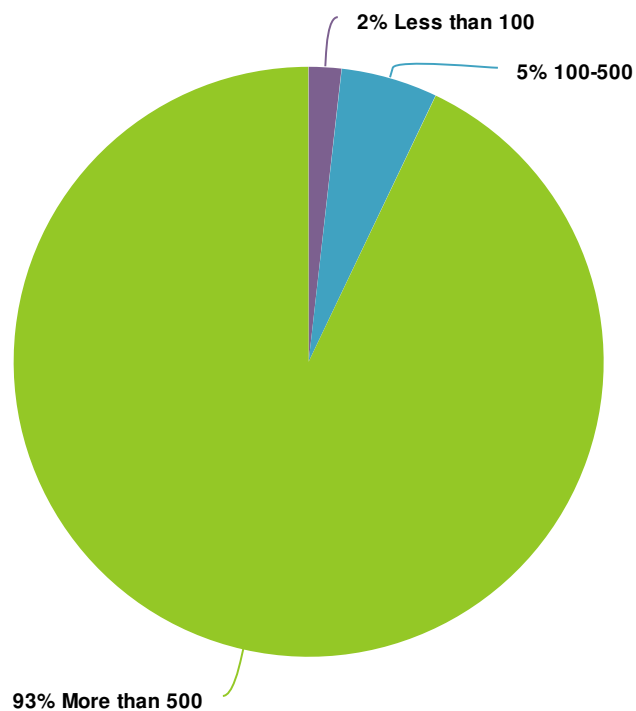
4. Which of the following best describes your role?



Value	Percent	Responses
Infrastructure - Chief, Head, Lead	35.4%	40
Transformation - Chief, Head, Lead, Director, Manager	28.3%	32
Architect - Chief, Head, Lead	17.7%	20
Analyst or Analytics - Chief, Head, Lead	10.6%	12
Cloud Architect	6.2%	7
Other, please specify	1.8%	2

Totals: 113

5. How many employees does your organisation have?



Value	Percent	Responses
Less than 100	1.8%	2
100-500	5.3%	6
More than 500	92.9%	105

Totals: 113